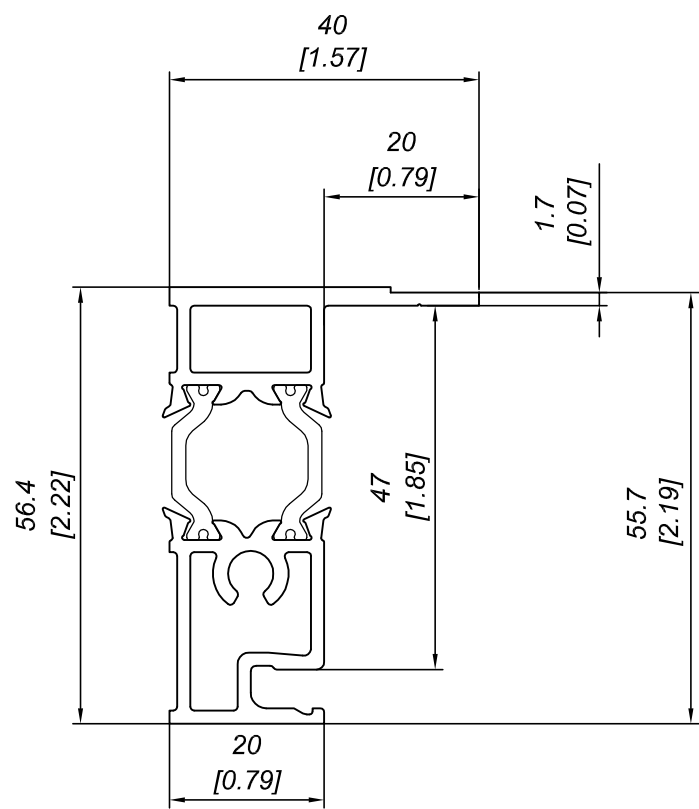
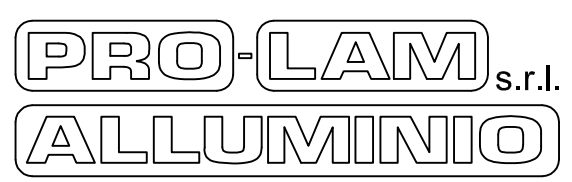


QUANTITÀ BARRE FASCETTO SINGOLO SINGLE BUNDLE BARS QUANTITY	2 bars
QUANTITÀ BARRE FASCIO INTERO WHOLE BUNDLE BARS QUANTITY	88 bars
DIMENSIONI FASCIO INTERO WHOLE BUNDLE DIMENSION	48x35x600 cm 18.9x13.7x236.22 inches
PESO FASCIO INTERO WHOLE BUNDLE WEIGHT	567 kg 1247 lbs



DESCRIZIONE  
**PROFILO "MEZZO" OMEGA P 255/45\_2 PS TB**

DESCRIPTION  
**"HALF" OMEGA PROFILE P 255/45\_2 PS TB**



MATERIALE  
MATERIAL  
**ALLUMINIO 6060  
ALUMINIUM 6060**

TRATTAMENTO  
TREATMENT  
**T 5**

SCALA  
SCALE  
**1:1**

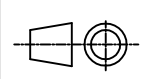
DATA  
DATE  
**01/03/2012**

PESO TEORICO  
THEORETICAL WEIGHT  
**1,072 kg/mt  
0,720 lbs/ft**

NORMA TOLLERANZA  
STANDARD TOLLERANCE  
**UNI EN 12020-2**

CODICE  
CODE  
**P 255/45\_2 PS TB**

FORMATO  
SIZE  
**A4**



Questo disegno è di proprietà riservata alla ditta PRO-LAM ALLUMINIO s.r.l. A termini di legge è assolutamente vietato riprodurre o comunicare a terzi il contenuto del presente disegno. This drawing is a property of PRO-LAM ALLUMINIO s.r.l. This drawing shall not be reproduced or released to others except as otherwise authorized by PRO-LAM ALLUMINIO s.r.l.