

OpenAir™

Accessories and Spare Parts for Air Damper Actuators

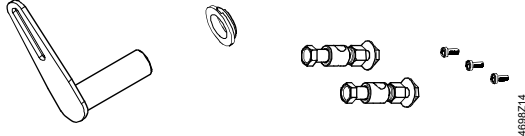
ASK...

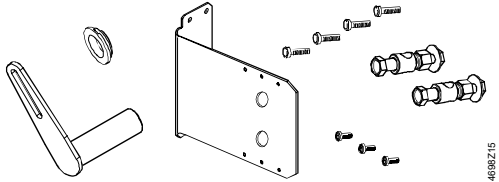
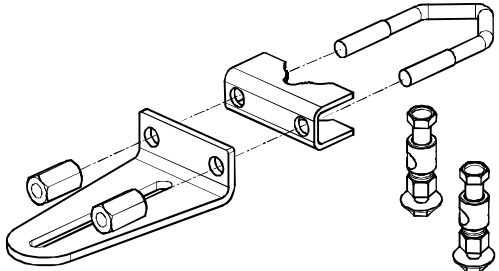
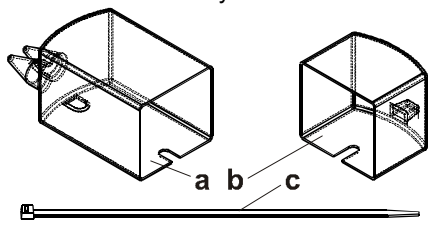
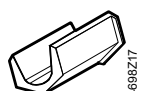
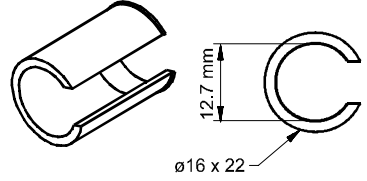
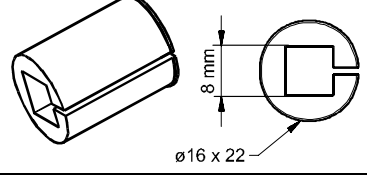
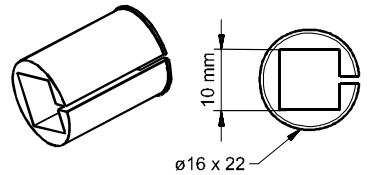
Overview and application for types GDA, GLA, GDB, GLB, GDD and GLD

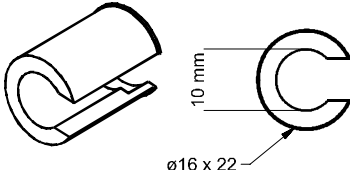
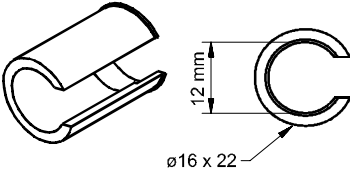
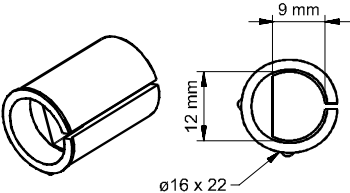
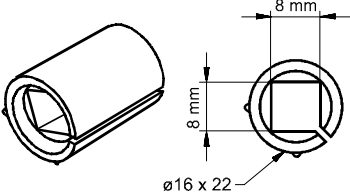
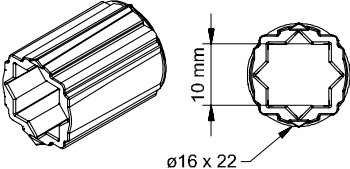
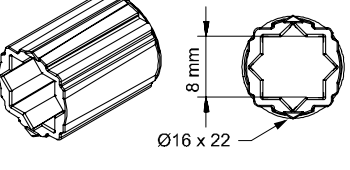
This overview lists all accessories for functional extensions of air damper actuators of type series GDA, GLA, GDB, GLB, GDD and GLD. Additionally, spare parts for rotary actuators are listed.

Refer to the associated mounting instructions (see document no.) for examples and important sizing information.

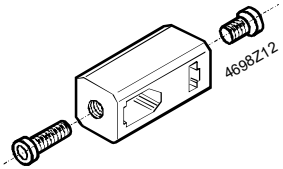
Accessories for rotary actuators

Type document no. (classification no.)	Designation / scope of delivery	Use	
		For actuator type	Function
ASK71.5 7431900000 (M4634.1)	Rotary/linear set with lever 	GDA...1 GLA...1 GDB...1 GLB...1 GDD...1 GLD...1	<ul style="list-style-type: none"> To convert rotary to linear movement for wall (frame) or duct mounting Ball joints for push rod 8 mm dia.

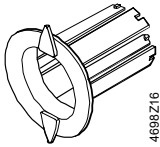
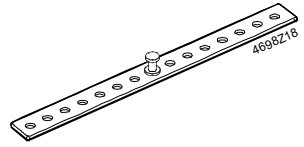
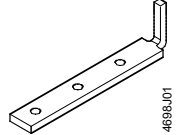
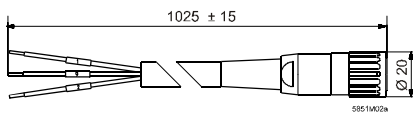
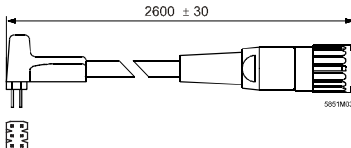
Type document no. (classification no.)	Designation / scope of delivery	Use	
		For actuator type	Function
ASK71.6 7431900260 (M4634.2)	Rotary/linear set with lever and angle bracket for wall or duct mounting 	GDA...1 GLA...1 GDB.. GLB.. GDD...1 GLD...1	<ul style="list-style-type: none"> To convert rotary to linear movement for wall (frame) or duct mounting Ball joints for push rod 8 mm dia.
ASK71.9 7431902360 (M4614.1)	Universal lever 		<ul style="list-style-type: none"> To convert linear to rotary movement, to mount on an adjacent actuator shaft Can be used in connection with ASK71.5 and ASK71.6 Ball joints for push rod 8 mm dia.
ASK75.5 7431906620 (M4634.3)	Weather shield for rotary actuator 		<ul style="list-style-type: none"> Provides additional protection for rotary actuator and when mounting in any given position
ASK78.3	Shaft insert 	GLA...1 GLB...1 GLD...1 (GDA...1 GDB...1 GDD...1)	For damper shafts 8...10 mm dia.: <ul style="list-style-type: none"> GL...1 (10 Nm): Guarantees a rigid connection between damper shaft and coupling bushing Reduces the vertical actuator movement due to eccentric movement
ASK78.5	Centering insert, round 1/2" 	GDA...1 GLA...1 GDB...1 GLB...1 GDD...1 GLD...1	To center a shaft with dia. 1/2" in the coupling bushing of the actuator.
ASK78.6	Centering insert, square profile 8 mm 		To center a shaft with square profile 8 x 8 mm in the coupling bushing of the actuator.
ASK78.7	Centering insert, square profile 10 mm 		To center a shaft with square profile 10 x 10 mm in the coupling bushing of the actuator.

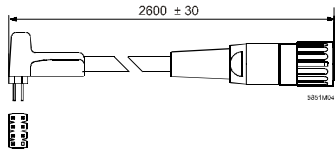
Type document no. (classification no.)	Designation / scope of delivery	Use	
		For actuator type	Function
ASK78.9	Centering insert, round 10 mm 	GDA...1 GLA...1 GDB...1 GLB...1 GDD...1 GLD...1	To center a shaft with round dia. 10 mm in the coupling bushing of the actuator.
ASK78.10	Centering insert, round 12 mm 		To center a shaft with dia. 12 mm in the coupling bushing of the actuator.
ASK78.12	Centering insert, D-profile FIX dia. 12 x 9 mm 		To center a shaft with D-profile FIX dia. 12 x 9 mm in the coupling bushing of the actuator.
ASK78.14	Centering insert, square profile 8 mm 		To center a shaft with square profile 8 x 8 mm in the coupling bushing of the actuator.
ASK71.21 (S55859-Z123)	Centering insert, 2 x square profile 10 mm 		To center a shaft with square profile 10 x 10 mm in the coupling bushing of the actuator (fixed positioning).
ASK71.22 (S55859-Z128)	Centering insert, 2 x square profile 8 mm 		To center a shaft with square profile 8 x 8 mm in the coupling bushing of the actuator (fixed positioning).

Accessories for linear actuators

Type document no. (classification no.)	Designation / scope of delivery	Use	
		For actuator type	Function
ASK55.2 4 319 2196 0 (M4664.1)	Clamp 	GDB....2 GLB....2	<ul style="list-style-type: none"> To extend the linear rod for shafts of 5...8 mm dia. and 5...8 mm square Linear limitation is achieved by adjusting the clamp on the push rod

Spare parts for rotary actuators

Spare part number	Designation / scope of delivery	Use	
		For actuator type	Function
ASK71.05	Position indicator 	GDA...1 GLA...1 GDB...1 GLB...1 GDD...1 GLD...1	The position indicator is inserted in the opening of the actuator coupling bushing and is used to indicate the air damper rotary angle.
ASK71.04 (S55859-Z115)	Long mounting bracket compl., bendable (set of 10) 		To prevent the actuator from turning; can be attached using two screws 4.8 x 13 mm (DIN 7981).
ASK71.08 (S55859-Z119)	Short mounting bracket (set of 10) 		If space is scarce, the short mounting bracket is used to attach the actuator and prevent it from turning; the bracket can be attached using two screws 4.8 x 13 mm (DIN 7981).
74 424 0125 0	Connecting cable with 3-pole connector and ferrules, 1 m 	AST20 GDB VAV GLB VAV	Connecting cable for hand-held device AST20 and VAV compact controller GxB181.1E/3 and VAV modular controller ASV181.1E/3 through series D
74 424 0126 0	Connecting cable with 3-pole connector and 6-pole plug, 2.5 m 		

Spare part number	Designation / scope of delivery	Use	
		For actuator type	Function
74 424 0301 0	Connecting cable with 3-pole connector and 7-pole plug, 2.5 m 		Connecting cable hand-held device AST20 and VAV compact controller GxB181.1E/3 and VAV modular controller ASV181.1E/3 and GxB181.1E/KN from series E, as well as GxB181..MO and GxB181..BA. Not suitable for AST22 (S55499-D373).

Issued by
 Siemens Switzerland Ltd
 Smart Infrastructure
 Global Headquarters
 Theilerstrasse 1a
 6300 Zug
 Switzerland
 Tel. +41 58-724 24 24
www.siemens.com/buildingtechnologies

© Siemens Switzerland Ltd, 2015
 Technical specifications and availability subject to change without notice.

5/5