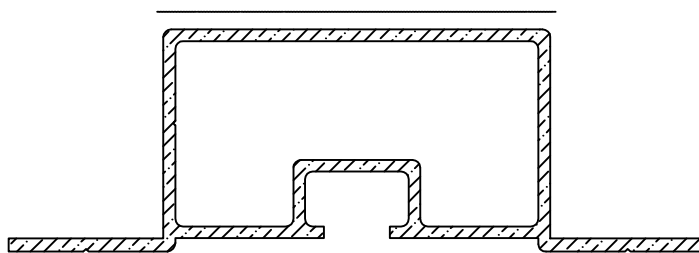
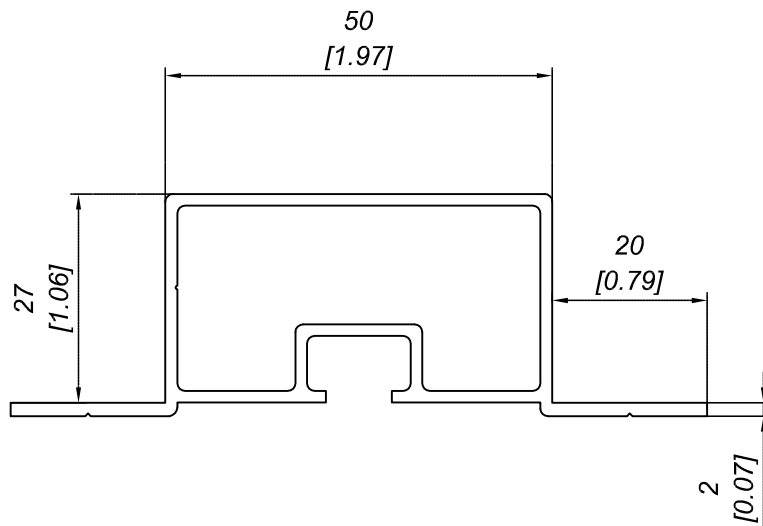
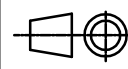


QUANTITÀ BARRE FASCETTO SINGOLO SINGLE BUNDLE BARS QUANTITY	6 bars
QUANTITÀ BARRE FASCIO INTERO WHOLE BUNDLE BARS QUANTITY	108 bars
DIMENSIONI FASCIO INTERO WHOLE BUNDLE DIMENSION	61x44x600 cm 24.02x17.32x236.2 inches
PESO FASCIO INTERO WHOLE BUNDLE WEIGHT	626 kg 1380.33 lbs



DESCRIZIONE <b>PROFILO OMEGA P 250/25</b>	
DESCRIPTION <b>OMEGA POST PROFILE P 250/25</b>	
MATERIALE MATERIAL ALLUMINIO 6060 ALUMINIUM 6060	TRATTAMENTO TREATMENT <b>T 5</b>
PESO TEORICO THEORETICAL WEIGHT 0.894 kg/mt 0.600 lbs/ft	NORMA TOLLERANZA STANDARD TOLERANCE <b>UNI EN 12020-2</b>

<b>PRO-LAM</b> s.r.l.	
<b>ALLUMINIO</b>	
SCALA SCALE <b>1:1</b>	DATA DATE <b>06/08/2009</b>
CODICE CODE <b>P 250/25</b>	FORMATO SIZE <b>A4</b>



Questo disegno è di proprietà riservata alla ditta PRO-LAM ALLUMINIO s.r.l. A termini di legge è assolutamente vietato riprodurre o comunicare a terzi il contenuto del presente disegno. This drawing is a property of PRO-LAM ALLUMINIO s.r.l. This drawing shall not be reproduced or released to others except as otherwise authorized by PRO-LAM ALLUMINIO s.r.l.